

# WHO EQAS webtool guideline

---

## ⇒ Browser requirements

**IMPORTANT:** The system works with the following browsers

Browser	Oldest supported version*
Google Chrome	44.0
Firefox	39.0

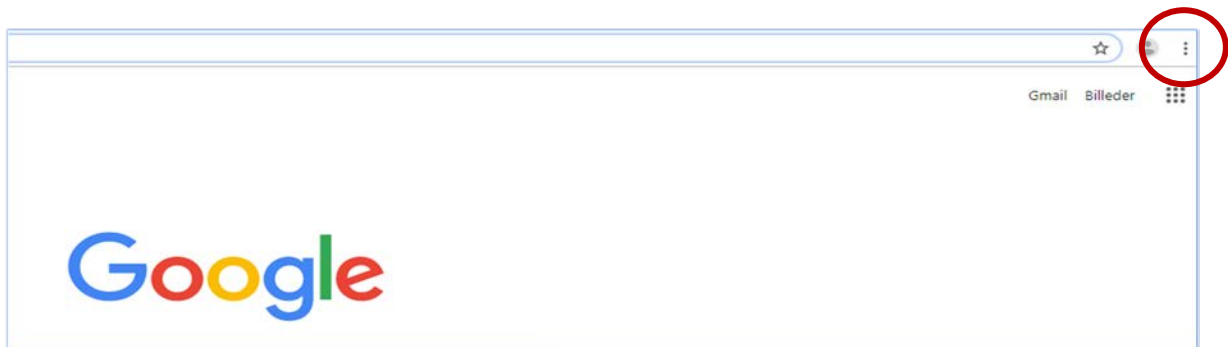
\* latest version is recommended

## ⇒ Access the webtool

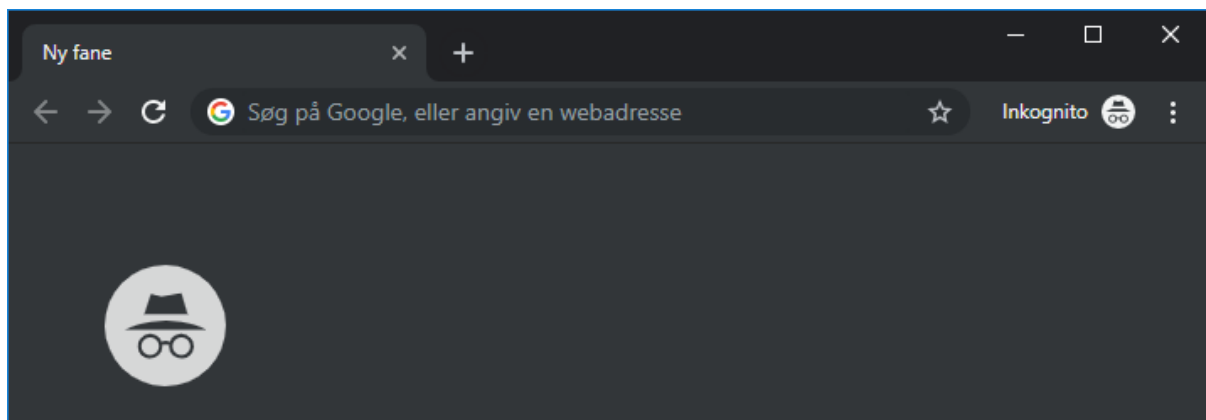
**IMPORTANT:** To access the webtool, you must use an incognito window.

**NOTE:** Should you have issues with requesting an incognito window, please contact the EQAS Coordinator ([suska@food.dtu.dk](mailto:suska@food.dtu.dk)) directly.

Open a browser window, click on the three dots (see red circle below) and select: 'New incognito window'.



Continue in the black window that looks like this (for Google chrome):



Access the webtool using this address: <https://amr-eqas.dtu.dk>



Select: Guests and others (guest.dtu.dk).

Login to the system by using the username and password sent to you by e-mail for participation in EQASs arranged by DTU Food.

After signing in you will get to the *Proficiency Test Overview* page.

## ⇒ Signup or deselect

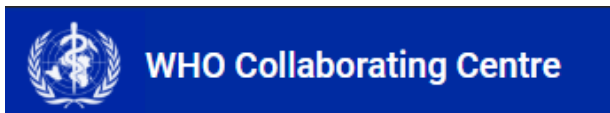
Under 'Available proficiency tests', sign-up to the relevant proficiency test. Proficiency tests you signed up to are listed under 'My proficiency tests'.

Click on 'Deselect' if you do not wish to submit data for a specific proficiency tests (hereafter called EQAS).

## ⇒ Navigate in the database

Results from serotyping/serotyping and antimicrobial susceptibility testing (AST) of *Salmonella* are submitted into the same webtool.

Navigate between test forms using the tabs with the test strain codes.



Click the WHO CC logo to go to the *Proficiency Test Overview* page

## ⇒ Enter data

Click on the name of the EQAS you wish to enter data for, and enter information under each tab.

Under the 'Method' tab, indicate the method used for performing AST. If results for AST will not be submitted, please select 'No AST results for submission'. When selecting a method for AST, information on the standard(s)/guideline(s) used when performing AST as well as incubation conditions used are required.

For the eight test strains: select operator, type the MIC value or DD zone diameter and select interpretation (R; I; S).

- R: Resistant (considering the breakpoint indicated in the EQAS protocol)
- I: Intermediate (considering the breakpoint indicated in the EQAS protocol)
- S: Susceptible (considering the breakpoint indicated in the EQAS protocol)
- Leave the field blank if you have no result for the given antimicrobial/test strain combination (this option should be used if you for example did not test for an antimicrobial).

For the eight test strains: Add a comment if needed.

Indicate if ESBL-testing has been performed and if so, select the relevant ESBL/AmpC/carbapenemase categorization.

For reference strain(s): select operator and add MIC value or DD zone diameter

### ⇒ Save data

Data are saved when you click the *save* button on each page.

Moreover, data are saved when you navigate to another tab.

### ⇒ Review and revise data

On the *Proficiency Test Overview* page as well as in the *Test overview page*, click 'Download report' to see the overview of your results and method input for this EQAS.

Before you have finally submitted your results (and before deadline), the database allows you to return to any testform and revise values.

## ⇒ Submit data

For each EQAS, all uploaded data are submitted in one go.

Immediately when you have submitted your results, you will have access to the evaluation report. This means that the submission is final and cannot be retracted.

When all information and data have been entered and revised for i) the method, ii) all eight test strains (serogroups, serotypes and AST-results), and iii) the reference strain (relevant for AST) for a given EQAS, please indicate with a checkmark your acceptance that the uploaded data are ready for submission.

**IMPORTANT!** You will **NOT** be able to edit your data after final submission.

Click on 'Final Submit'

<p>I hereby accept that the uploaded EQAS data are ready for submission and that upon clicking 'Final submit' data cannot be edited further</p> <p><input type="checkbox"/></p>	<p>I hereby accept that the uploaded EQAS data are ready for submission and that upon clicking 'Final submit' data cannot be edited further</p> <p><input checked="" type="checkbox"/></p>
<p>Final Submit</p>	<p>Final Submit</p>

At the *Proficiency Test Overview* page the submission status of your Proficiency Test will now be **Yes**

Submitted

No
No
Yes

Upon final submission, the primary and secondary contact person of the laboratory will receive an e-mail confirming the submission.

## ⇒ Evaluation and score

*Salmonella* serogroup and serotype:

- Each submitted *Salmonella* serogroup and serotype are evaluated and scored.
- Blank fields in *Salmonella* serogroup or serotype will not be evaluated and will not be scored.

*Salmonella* antimicrobial susceptibility testing:

- Each antimicrobial/test strain combination, interpretations as R, I and S are evaluated and scored.

- For each antimicrobial/test strain combination, blank fields will not be evaluated and will not be scored.
- Any submitted ESBL/AmpC/carbapenemase categorizations are evaluated and scored.

For the ATCC reference strain,

- Obtained MIC value or DD zone diameter is evaluated and scored.
- Blank fields will not be evaluated and will not be scored.

Upon final submission of your results you may download a report that gives you an overview of the expected results as well as scores. After final submission, please wait a few minutes before you download the report to allow for the database to make the updates. Should the downloaded report not contain all expected results and evaluation, please wait a couple of minutes before you download it again. Note that the evaluation report will also be sent directly to the email address of the primary and secondary contact person of your laboratory.

## ⇒ Support

Should you need support in using the webtool, please do not hesitate to contact the EQAS Coordinator ([suska@food.dtu.dk](mailto:suska@food.dtu.dk)).

See also the top right corner of all pages in the webtool to find the name and email address for the EQAS organizer. Find also link to the WHO-CC website (to access the relevant EQAS protocol) and find access to this webtool manual.

**Support**

EQAS organiser: Susanne Karlsrose Pedersen  
([suska@food.dtu.dk](mailto:suska@food.dtu.dk))

[Access the WHO CC website to download the EQAS protocol](#)

[Access the web-tool manual](#)

---