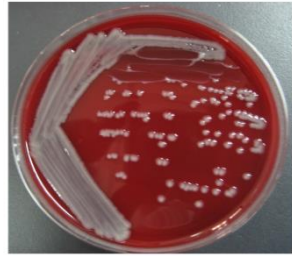



D-test: Test procedure



3-5 colonies

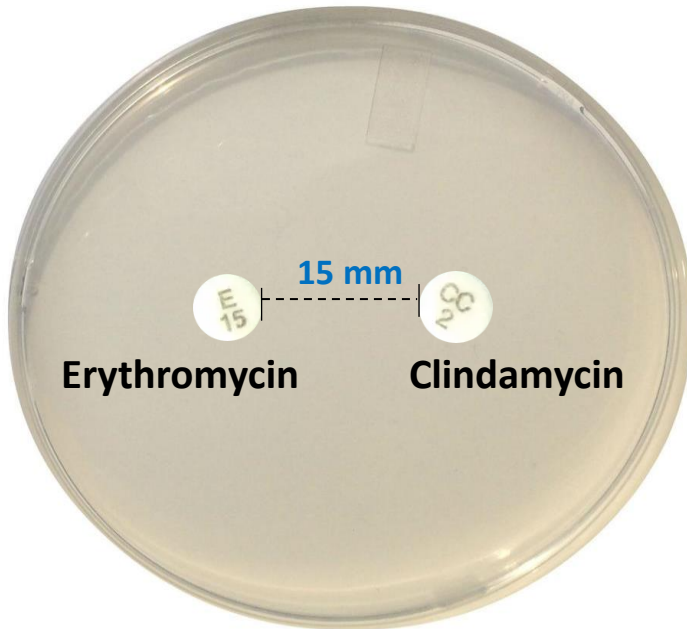


0.5 McFarland



Streak on MHA

35±2 °C,
18-24 h



35±2°C,
16-18 h



D-Zone

Quality control:

- *S. aureus* ATCC[®] 25923
- *S. aureus* BAA-976[™] (D-zone test -)
- *S. aureus* BAA-977[™] (D-zone test +)

D-test: Reading and Interpretation



Figure 1 Positive D-zone test for inducible clindamycin resistance.

1. Flattening of the zone of inhibition adjacent to the erythromycin disk (referred to as a D-zone) = inducible clindamycin resistance (ICR) (Figure 1).
2. Hazy growth within the zone of inhibition around clindamycin = clindamycin resistance, even if no D-zone is apparent.